MOORING PLAN JETTY 102
30,000 DWT VESSEL

BOLLARD	BOLLARD CAPACITY	TYPE LINE
D8	2x 100 ton	BOWLINE
C7	2x 60 ton	BOWLINE
A5	2x 100 ton	SPRINGLINE
A3	2x 100 ton	SPRINGLINE
B2-A	2x 60 ton	STERNLINE
B1-A	2x 60 ton	STERNLINE

NOTES:
- MAX. 1 LINE PER QUICK RELEASE HOOK
- NO MORE THAN 2 LINES PER BOLLARD
- MINIMUM MOORING REQUIREMENTS:
  - SHIPS < 10,000 DWT: 2 HEAD- AND STERNLINES, 2 SPRINGLINES FWD AND AFT
  - SHIPS < 25,000 DWT: 3 HEAD- AND STERNLINES, 2 SPRINGLINES FWD AND AFT
  - SHIPS > 25,000 DWT: 4 HEAD- AND STERNLINES, 2 SPRINGLINES FWD AND AFT

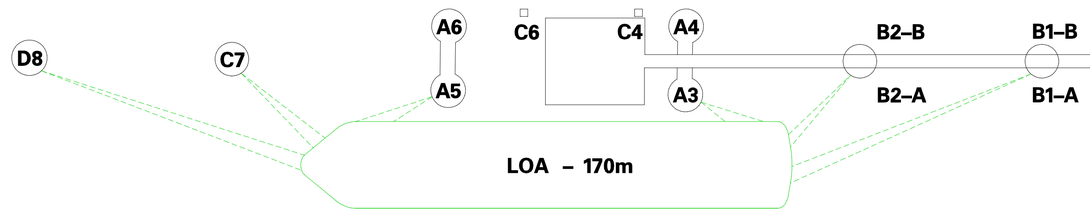

ST.102

4e PETROLEUMHAVEN

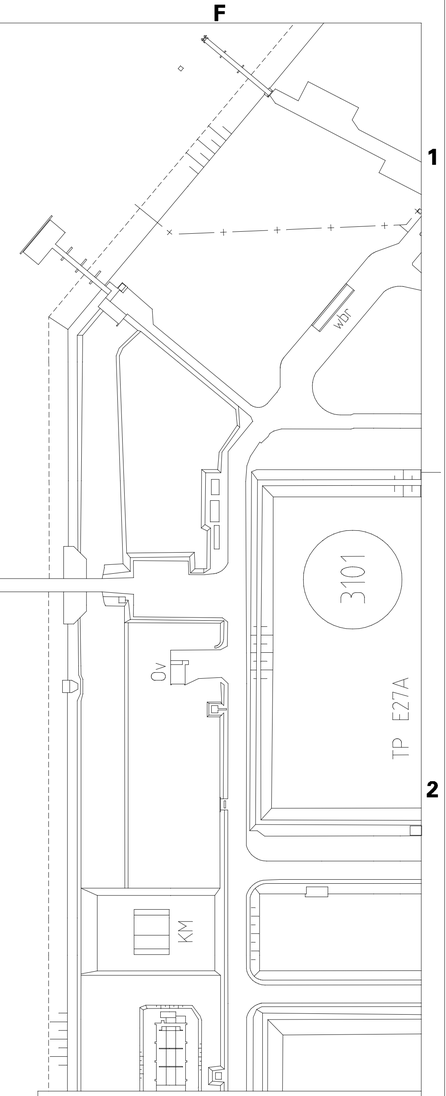

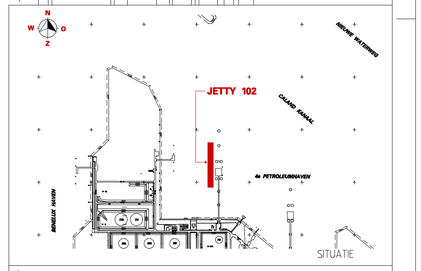

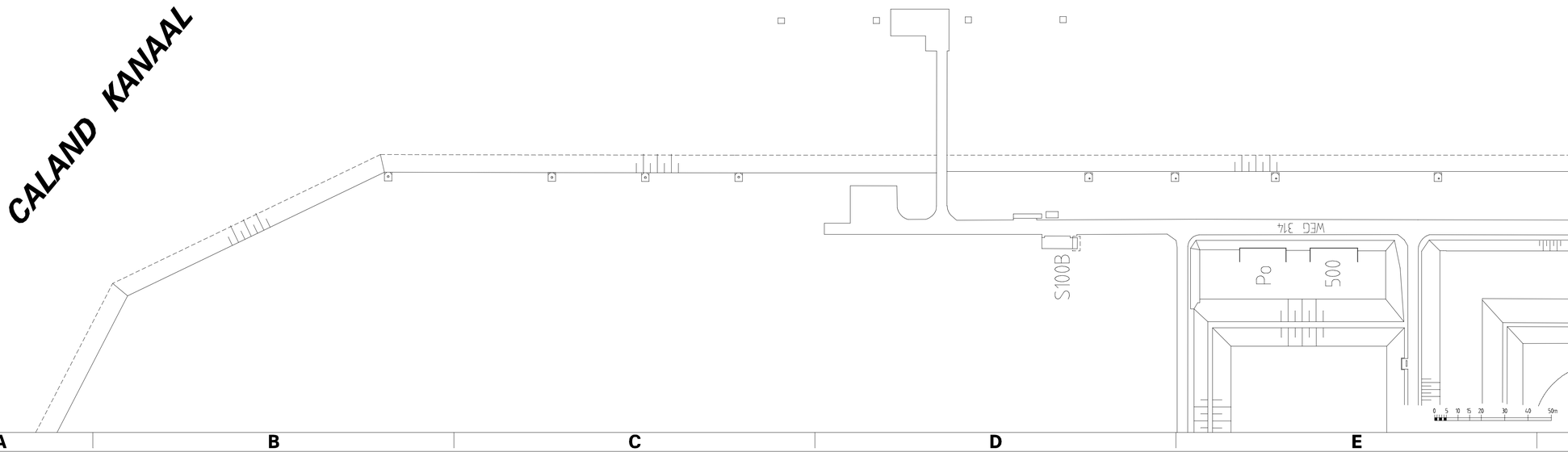

note

rev.	date	description	bureau	AFD.
B	19-08-2019	BOLLARD CAPACITY A3 en A5 AANGEPAST	DMS	746
A	01-08-2016	OPNIEUW GETEKEND	DMS	746

for symbols and identifications systems
DEP 31.00.03.10 GEN. mechanical
DEP 32.00.03.10 GEN. instrumentation
DEP 33.00.03.10 GEN. electrical

PE - afd. ROM
plant REU
unit 1200
vak REU3 subgr. 15
soort tekening
SCALE
REG. NR.
format A1

MOORING PLAN JETTY 102
FOR VESSELS OF 170m LENGTH

reference: drawing R-0535235
drawing
drawing

SHEET 1 of 1
R 0 8 6 6 3 2 3
REVISIE B

Dit document is vertrouwelijk. Het auteursrecht berust bij Shell Nederland Raffinaderij b.v. Shell Nederland Chemie b.v. Rotterdam Nederland. Ontvangers, mieten de grootmaken, kopiëren of aan ook de bekende mededelingen verwijderen, aanvaarden zij tot geheel of gedeeltelijk verwerkingsvoorgaan of de inhoud aan derden openbaren. Kan rechten voorbehouden.

Shell Nederland Raff./Chemie b.v.
HV/NV: _____
HV/NV: _____
HV/NV: _____