MOORING PLAN JETTY 101
30,000 DWT VESSEL

BOLLARD	BOLLARD CAPACITY	TYPE LINE
D8	2x 100 ton	BOWLINE
C7	2x 60 ton	BOWLINE
A6	2x 100 ton	SPRINGLINE
C6	1x 60 ton	SPRINGLINE
C4	1x 60 ton	SPRINGLINE
A4	2x 100 ton	SPRINGLINE
B2-B	2x 60 ton	STERNLINE
B1-B	2x 60 ton	STERNLINE

NOTES:
- MAX. 1 LINE PER QUICK RELEASE HOOK
- NO MORE THAN 2 LINES PER BOLLARD
- MINIMUM MOORING REQUIREMENTS:
  - SHIPS < 10,000 DWT: 2 HEAD- AND STERNLINES, 2 SPRINGLINES FWD AND AFT
  - SHIPS < 25,000 DWT: 3 HEAD- AND STERNLINES, 2 SPRINGLINES FWD AND AFT
  - SHIPS > 25,000 DWT: 4 HEAD- AND STERNLINES, 2 SPRINGLINES FWD AND AFT

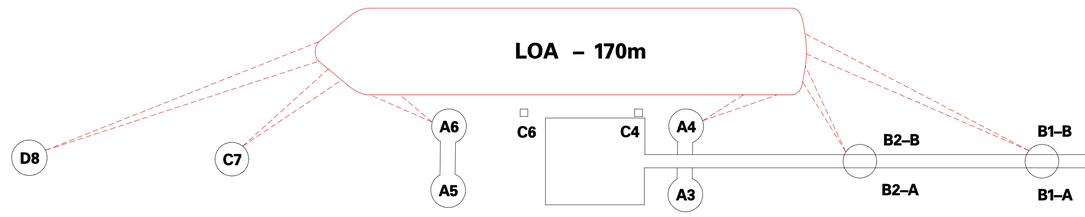

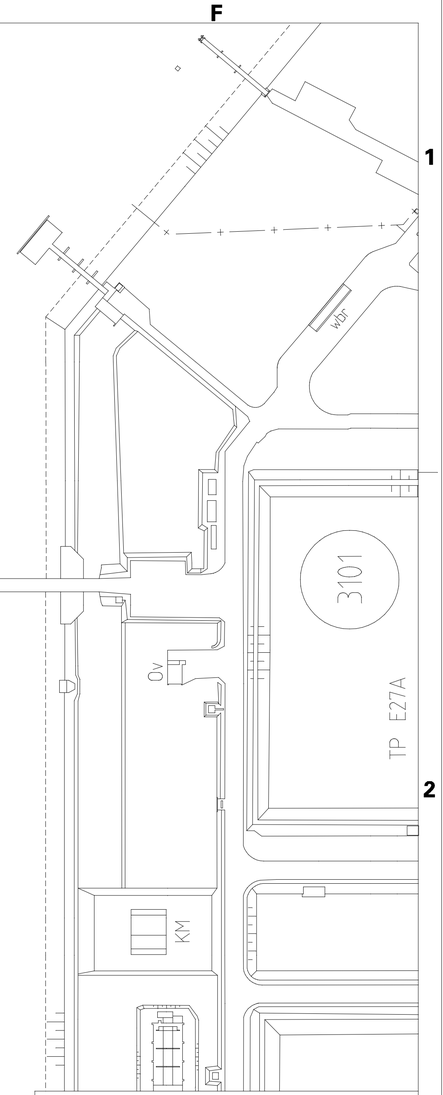

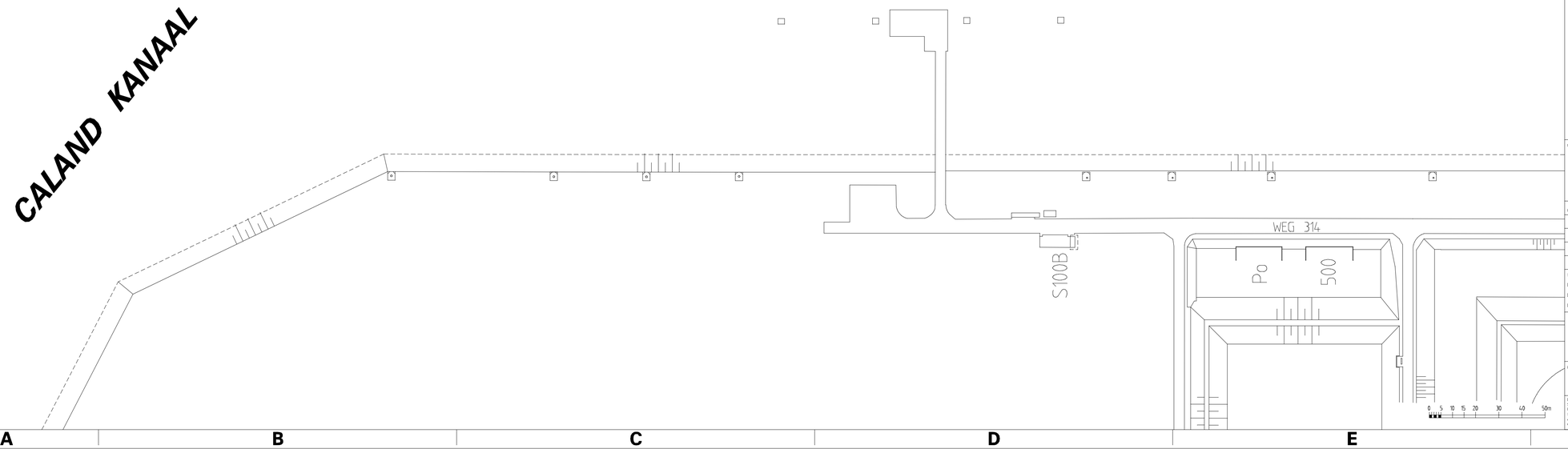

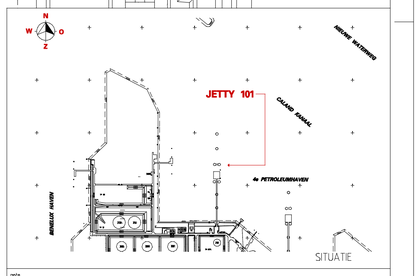

note

rev.	date	description	tekenaar	AFD.
B	19-08-2019	BOLLARD CAPACITY A4 en A6 AANGEPAST	DMS	746
A	01-08-2016	OPNIEUW GETEKEND	DMS	746

for symbols and identifications systems
DEP 33.003.10 GEN. mechanical
DEP 33.003.10 GEN. instrumentation
DEP 33.003.10 GEN. electrical

PE - afd. ROM
plant REU
unit 1100
nek. REU3 subgr. 15
SCALE
REGL. NR.
format A1

MOORING PLAN JETTY 101
FOR VESSELS OF 170m LENGTH

reference: drawing R-0535235
drawing
drawing

SHEET 1 of 1
R 0 8 6 6 3 2 1
REVISE B

Dit document is vertrouwelijk. Het achterwerk berust bij: Shell Nederland Raff./Chemie b.v. Shell Nederland Chemie b.v. Petroleum Nederland. Ontvangers mogen de geschreven toestemming van een van de bedoelde maatschappijen verkrijgen alvorens zij, hun gehele of gedeeltelijk vertegenwoordigende aanwezigheid of de inhoud aan derden openbaren. Alle rechten voorbehouden.

Shell Nederland Raff./Chemie b.v.
HV/TM/
HV/TM/
HV/TM/