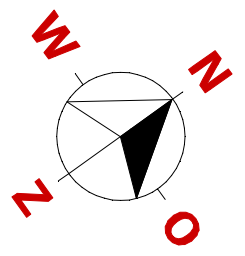
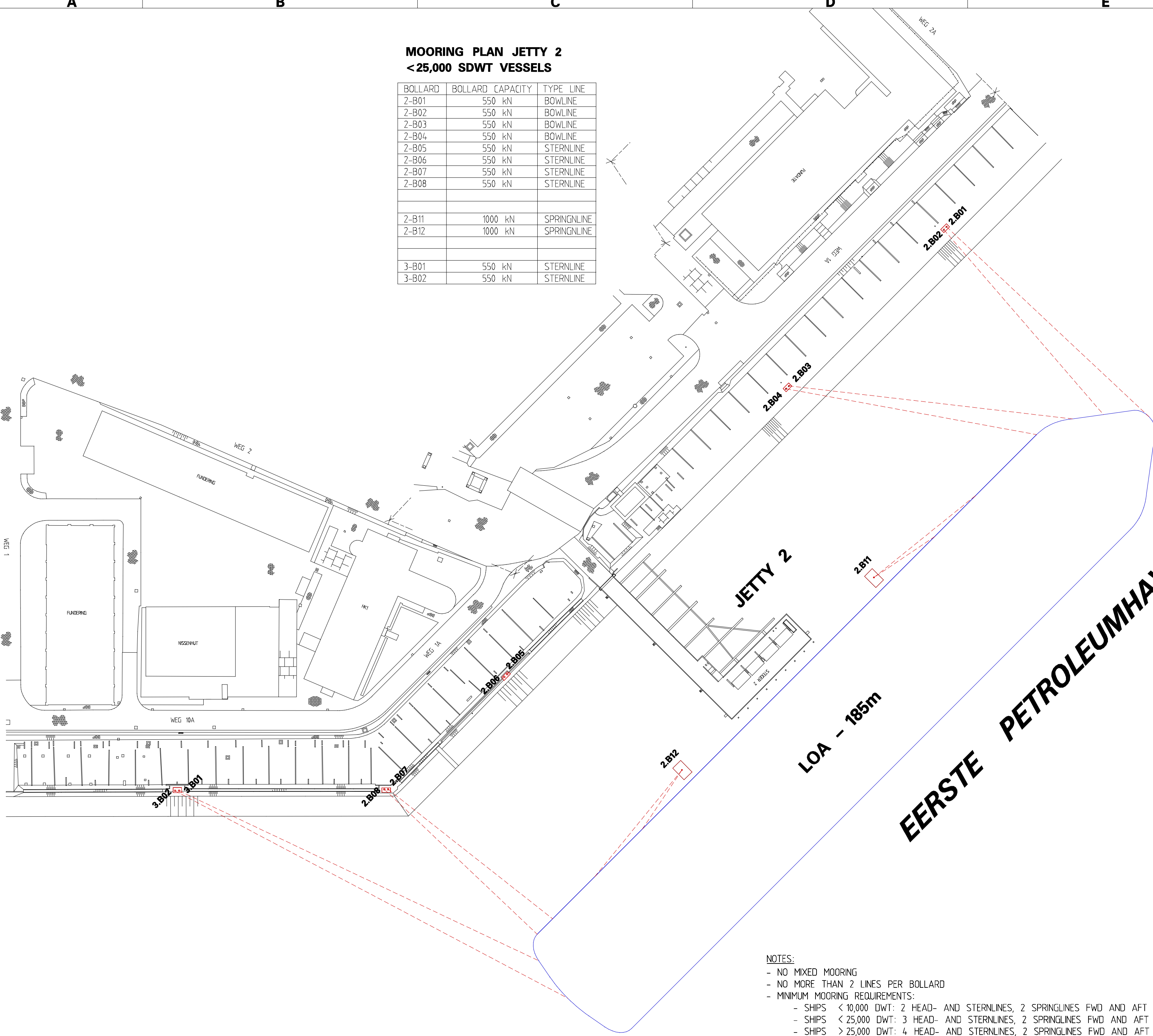


A B C D E F

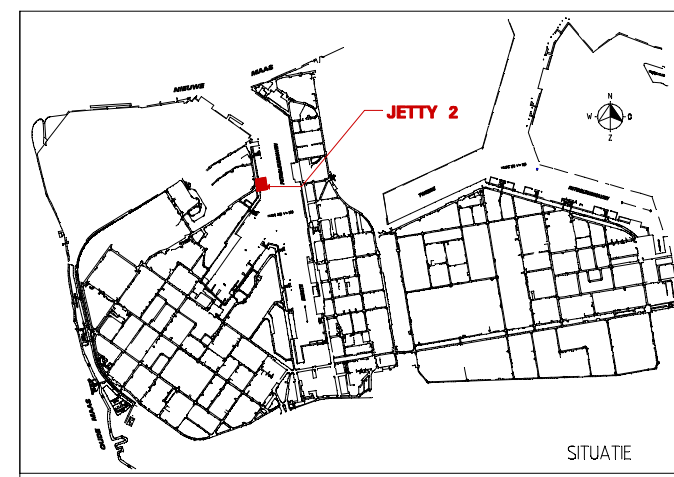


MOORING PLAN JETTY 2 <25,000 SDWT VESSELS

BOLLARD	BOLLARD CAPACITY	TYPE LINE
2-B01	550 kN	BOWLINE
2-B02	550 kN	BOWLINE
2-B03	550 kN	BOWLINE
2-B04	550 kN	BOWLINE
2-B05	550 kN	STERNLINE
2-B06	550 kN	STERNLINE
2-B07	550 kN	STERNLINE
2-B08	550 kN	STERNLINE
2-B11	1000 kN	SPRINGLINE
2-B12	1000 kN	SPRINGLINE
3-B01	550 kN	STERNLINE
3-B02	550 kN	STERNLINE



EERSTE PETROLEUMHAVEN



- NOTES:**
- NO MIXED MOORING
 - NO MORE THAN 2 LINES PER BOLLARD
 - MINIMUM MOORING REQUIREMENTS:
 - SHIPS < 10,000 DWT: 2 HEAD- AND STERNLINES, 2 SPRINGLINES FWD AND AFT
 - SHIPS < 25,000 DWT: 3 HEAD- AND STERNLINES, 2 SPRINGLINES FWD AND AFT
 - SHIPS > 25,000 DWT: 4 HEAD- AND STERNLINES, 2 SPRINGLINES FWD AND AFT

rev.	date	description	status	APL
B	01-08-2016	OPNIEUW GETEKEND	DMS	746
for symbols and identification system		PK -	AKL FROM	sheet numbering
ESP 31.02.10 CHN. mechanical		plant	scale	format
ESP 31.02.10 CHN. instrumentation		year	7001	A1
ESP 31.02.10 CHN. electrical		site	ADIS-G01	sheet TS
		REG. NR.		
MOORING PLAN JETTY 2 FOR VESSELS OF 185m LENGTH				
reference	drawing	R-0415000	SHEET 1 of 1	REVISION
Shell Nederland Raff./Chemie b.v.				

A B C D E F